





Subject: ART	Year/term: Y4/Autumn	Unit: Drawing
National curriculum objectives:	The national curriculum for art and design aims to ensure that all pupils: <ul style="list-style-type: none"> ♣ produce creative work, exploring their ideas and recording their experiences ♣ become proficient in drawing, painting, sculpture and other art, craft and design techniques ♣ evaluate and analyse creative works using the language of art, craft and design ♣ know about great artists, craft makers and designers, and understand the historical and cultural development of their art forms. 	
Lesson	Learning question:	INK
1. History and culture Gather information about an artist	Who was Leonardo Da Vinci? Where did the artist find inspiration? What cultural movement influenced his artwork? What are two of his most famous paintings?	Leonardo da Vinci (1452–1519) was a brilliant artist, inventor, and scientist from Italy. He loved to observe the world closely and made hundreds of detailed sketches of people, animals, machines and nature. He’s known as one of the greatest minds of the Renaissance. <div style="display: flex; justify-content: space-around; margin-top: 10px;">   </div>
2. Thinking critically	How did the artist create his pieces? What was his style? What materials did he use? Which elements of art can I identify in the artist’s sketches?	Da Vinci imagined and invented flying machines, bridges and tools. His sketches are from imagination and observation . His style is detailed and realistic . He used line, shape, form, tone and texture effectively to create accurate representations. <div style="display: flex; justify-content: center; margin-top: 10px;">  </div>
3. Explore ideas Use materials and techniques to explore ideas.	How can I draw from observation accurately? What techniques can I use to show tone and depth? How can I show light and shadow? What pencils grades can I use? What pressure?	I can effectively use lines and shading to show texture and form. I can sketch lightly. I can use contour line to define the shape of machines and parts. I can confidently use cross-hatching to show tone, depth; I can use shading to show light and shadow.



		 <p>The diagram illustrates pencil grades from H to 9B, with corresponding pencil tips and a grayscale gradient. It also includes examples of drawing techniques: LINEAR (saturation with line, increase pressure, more lines close together, small short lines in 1 direction), HATCHING, CROSS-HATCHING, STIPPLING (POINTILLISM), and BLENDING.</p>
<p>4. Explore ideas Use materials and techniques effectively</p>	<p>What is perspective? How can I draw objects from observation showing perspective? How can I use stippling and smudging effectively to show depth? How can I use charcoal and chalk effectively in my drawing?</p>	<p>Perspective is the technique of creating the illusion of three-dimensional depth and space on a flat surface. I can use charcoal and chalk for softer tones.</p>
<p>5. Explore ideas Use materials and techniques to create an artwork in the style of the artist.</p>	<p>How can I create my own Da Vinci – inspired drawing using pencil techniques in style of Da Vinci? What materials am I going to use? How am I going to sketch accurately, capturing detail? How am I going to show depth and perspective? How would I like my final piece o look like?</p>	<p>I can draw accurately, capturing detail and perspective. I can show precision in my pencil techniques to draw tone and texture. I can choose my own materials and justify my choices. I can make detailed annotations using visual vocabulary to caption my work.</p>
<p>6. Thinking critically Use visual vocabulary to review artwork.</p>	<p>What materials have I used to create my artwork? What techniques did I use? What materials? Why did I use these materials? How does my artwork make me feel? How does my work compare to the artist's? What would I like to improve next time? Why?</p>	<p>I can use visual and critical vocabulary to describe. I can talk about my own artwork and how it makes me feel. I can compare my artwork with the artist's. I know how I can improve my artwork.</p>

