







Sculpture – What is it? - <https://www.tate.org.uk/art/art-terms/s/sculpture>

Printing - <https://www.katewatkins.co.uk/about>

The 7 Elements of Art: <https://thevirtualinstructor.com/artfundamentals.html>

	Term 3 - EYFS	Term 3 – Year 1	Term 3 – Year 2	Term 3 – Year 3	Term 3 – Year 4	Term 3 – Year 5	Term 3 – Year 6
Artists		<p>Karen Lederer b 1986 American– contemporary art– Printing https://karenlederer.com/section/422610-PAST%20PRINTS.html</p> 	<p>William Morris - Sculpture  1834-1896 British textile designer - Pre-Raphaelite Brotherhood</p>	<p>Aztec artisans – Printing  1300 - 1521 Mesoamerican culture</p>	<p>Marta Turowska – Sculpture B 1979 Polish - Contemporary art  Tomomy Kamoshita B 1977 Korean - Contemporary art kentsugi</p>	<p>Andy Worhol – Printing 1928-1987 American – Pop artist  https://www.youtube.com/embed/dY4pEuSGB1Y?start=0&end=258</p>	<p>Antony Gormley – Sculpture  b 1950 British – contemporary sculpture https://theculturetrip.com/europe/united-kingdom/articles/10-sculptures-you-should-know-by-antony-gormley/</p>
Vocabulary/Progression		<p>-printmaking - transferring images from a surface onto another surface, most often paper or fabric; - stencilling - technique for reproducing designs by passing ink or paint over holes cut in cardboard or metal onto the surfaces to be decorated; -relief printing - a form of printmaking in which the image to be printed is raised from the surface; -design - -pattern - when an image is repeated again and again to create a design; -repeating pattern -overlapping - -monprinting - images or marks are scratched into a layer of ink before a print is taken; -rubblings - an impression of a raised, incised, or textured surface obtained by placing paper over it and rubbing the paper with graphite, wax, chalk, etc;</p>	<p>-technique - how we do a particular task; -handcraft - made skilfully by hand; -clay - a natural material dug out from the ground that develop plasticity when wet; -clay tool -clay board; 3D - three dimensional - creating a piece of art that has length, width and depth; -components - parts or pieces that make something together; -carving: using sculpting tools to cut designs into soft clay. - relief work: Add pieces of clay onto the tile to make raised elements. -stamping: create a stamp from carved wood or foam to press repeated patterns onto clay. -texture tools: any item like leaves, lace or rollers to imprint texture into your sculpture. -slab technique - use flat surface as a base to add texture using clay tools; Moisten the base you are joining to by applying a little water Merge by adding on the piece you are joining and pressing down gently. -score - scratch into clay using clay tools to decorate</p>	<p>-textile - type of cloth or woven fabric; -impressed stamp - pressing objects into a material (eg. clay) to create pattern - geometric pattern - shapes like spirals, zigzags, and repetitive motifs repeated again and again to create complex and visually appealing designs -abstract art - art that does not attempt to represent an accurate depiction of a visual reality but instead use shapes, colours, forms and gestural marks to achieve its effect; -layering colours - letting one application of ink/paint dry before applying a new one - it creates depth and texture; -relief printing - a form of printmaking in which the image to be printed is raised from the surface;</p>	<p>-technique - how we do a particular task; -clay - a natural material dug out from the ground that develop plasticity when wet; -clay tool -clay board; 3D - three dimensional - creating a piece of art that has length, width and depth; -components - parts or pieces that make something together; -pinching techniques - pinch clay between thumb and fingers, keeping it thick enough so it does not break; -slab technique - use flat surface as a base to add texture using clay tools; -coil technique - create rolls of clay and wind them into a coil; moist and add another coil on top; Joining techniques: scratch, moisten, merge, seal; Score (scratch) into both surfaces you are joining to using a clay tool; Moisten the base you are joining to by applying a little water Merge by adding on the piece you are joining and pressing down gently. Seal the edge down. -score - scratch into clay using clay tools to decorate; -ceramic - made by clay and hardened by heat; -pottery - articles made of fired clay; -tableware - dishware used for serving food; -handcraft - made skilfully by hand; -glazing vs acrylic paint; -balance - in a steady position so it does not fall.</p>	<p>-pop culture - art based on modern popular culture; -representational art - art that represents some aspects of reality in more or less straightforward way; -impressed printing - to mark by pressure; - additive - placing ink on a palette surface and adding more colours to add contrast; other images can be added using stamps and other methods; -subtractive printing - by drawing a design into the ink of the palette using various tools; -layering colours - letting one application of ink/paint dry before applying a new one - it creates depth and texture; -silk screen printing - a mesh is used to transfer ink onto a substrate, except in areas made impermeable to the ink by a blocking stencil;</p>	<p>-technique - how we do a particular task; -clay - a natural material dug out from the ground that develop plasticity when wet; -clay tool -clay board; 3D - three dimensional - creating a piece of art that has length, width and depth; -components - parts or pieces that make something together; -pinching techniques - pinch clay between thumb and fingers, keeping it thick enough so it does not break; -pattern - a repeated decorative design; -small scale - an object sized down to a smaller size whilst maintaining the correct proportions; -pattern - a repeated decorative design; -armature - a skeleton or framework used by an artist to support a figure being modelled; -aesthetically pleasing - something that we look at and looks beautiful or pleasing to the eye; -free-standing - not attached or supported by another structure; - assemble; -real-life qualities; -industrious material; Critical vocabulary: analyse, synthesise, compare</p>

Sculpture – What is it? - <https://www.tate.org.uk/art/art-terms/s/sculpture>

Printing - <https://www.katewatkins.co.uk/about>

The 7 Elements of Art: <https://thevirtualinstructor.com/artfundamentals.html>

Sequence of learning	<ol style="list-style-type: none">1. Research and develop ideas: Take inspiration from artists, observe and imitate their style, and then develop ideas in sketchbooks. Look at a range of artwork and artefacts by specific artists, linked to the unit. Children should find out about great artists, researching their life and work, as well as how they inspired other artists.2. Sketchbook experimenting: Children to observe and imitate a piece of work by the artist studied/alternatively, focus on a particular aspect of the work and draw a close up. For support, you may stick mini photos of artists' work into sketchbooks.3. Explore and develop skills and techniques: Experiment with chosen media, colour, materials, etc. and imitate the style of specific artists.4. Master techniques and develop ideas: Apply and use technical skills to plan from observation or imagination (in sketchbook) and then produce a final piece for display.5. Evaluating: Evaluate own and others' work; annotating in sketchbook - stick photographs of final piece in sketchbooks, to go with the evaluation and to support judgements or record evidence on SEESAW.
-----------------------------	---