









Painting – What is it? - <https://www.tate.org.uk/art/art-terms/p/painting>

The 7 Elements of Art: <https://thevirtualinstructor.com/artfundamentals.html>

	Term 2 - EYFS	Term 2 – Year 1	Term 2 – Year 2	Term 2 – Year 3	Term 2 – Year 4	Term 2 – Year 5	Term 2 – Year 6
Artists	<p>Eric Carle</p>  <p>1929-2021 American author and illustrator</p>	<p>Jean Metzinger – Drawing and Painting</p>  <p>1883-1956 French – Cubism</p> <p>https://www.accessart.org.uk/layers-landscape-emma-davies/</p>	<p>Kandinsky- Painting 1866-1944 Russian – Abstract</p>  <p>Robert Delaunay 1885-1941 French</p>  <p>Rhythm, Joy de vivre</p>	<p>Paul Klee – Watercolour painting</p>  <p>1879-1940 German – Expressionism, cubism, surrealism, Abstract</p> <p>https://www.accessart.org.uk/talking-points-paul-quee/</p>	<p>JMW Turner – watercolour painting</p>  <p>1775-1851 English – Romantic watercolourist, Realism</p> <p>https://www.accessart.org.uk/exploring-through-watercolour-part-two/</p>	<p>Van Gogh – Starry Night</p>  <p>1853-1890 Dutch – Post impressionism</p> <p>https://www.tate.org.uk/kids/make/paint-draw/create-art-van-gogh</p> <p>https://www.accessart.org.uk/layered-landscapes-working-in-mixed-media-on-location-with-kittie-jones/</p>	<p>LS Lowry – painting</p>  <p>1887-1976 British – Naïve art</p> <p>https://www.accessart.org.uk/sketch-your-world-perspective/</p>

Painting – What is it? - <https://www.tate.org.uk/art/art-terms/p/painting>

The 7 Elements of Art: <https://thevirtualinstructor.com/artfundamentals.html>

<p style="writing-mode: vertical-rl; transform: rotate(180deg);">Vocabulary</p>	<ul style="list-style-type: none"> -primary colours - they cannot be made of any other colours; three key colours: red, blue and yellow; -colour mixing - making new colours from existing colours; - colour marks - lines, dots, patterns, texture made with colour; -paint from observation - paint from life; 	<p>Acrylic painting</p> <ul style="list-style-type: none"> -colour wheel - a circle with different colours on that shows the relationship between colours; -primary colours - they cannot be made of any other colours; three key colours: red, blue and yellow; -secondary colours -formed when mixing equal amount of primary colours: orange, green and purple; -colour mixing - making new colours from existing colours; -cubism- using geometric shape to create a specific effect in painting; -thin and thick lines; 	<p>Acrylic painting</p> <ul style="list-style-type: none"> -colour wheel - a circle with different colours on that shows the relationship between colours; -primary colours - they cannot be made of any other colours; three key colours: red, blue and yellow; -secondary colours -formed when mixing equal amount of primary colours: orange, green and purple; -colour mixing - making new colours from existing colours; -tertiary colours - when you combine a primary colour with a secondary colour on a ratio of 2:1 -warm colours - tones of orange and yellow; -cool colours - blue, green, purple -mood- the atmosphere in a painting created through colour; -tint - adding white to a colour; -tone - adding grey to a colour; -shade - adding black to a colour;  <ul style="list-style-type: none"> -bleeding - when colours mix with each other in painting; -clean vs cloudy water. -representational art - art that represents some aspects of reality in more or less straightforward way; -abstract art - art that does not attempt to represent an accurate depiction of a visual reality but instead use shapes, colours, forms and gestural marks to achieve its effect. 	<p>Watercolour painting</p> <ul style="list-style-type: none"> -colour wheel - a circle with different colours on that shows the relationship between colours; -watercolour - transparent and easy to blend paint; usually applied onto paper; -abstract art - does not depict a visual reality; uses shapes, colour and form to create feelings; -primary colours - they cannot be made of any other colours; three key colours: red, blue and yellow; -secondary colours -formed when mixing equal amount of primary colours: orange, green and purple; -colour mixing - making new colours from existing colours; -tertiary colours - when you combine a primary colour with a secondary colour on a ratio of 2:1 -warm colours - tones of orange and yellow; -cool colours - blue, green, purple -mood- the atmosphere in a painting created through colour; -tint - adding white to a colour; -tone - adding grey to a colour; -shade - adding black to a colour; -shadow - an area of darkness caused when the light is blocked by something; -wash of colour - a layer of colour usually applied to a larger area to create a background; -blending - the technique of gently intermingling two or more colours or values to create a gradual transition or to soften lines; -texture - how a painting appears/feels; -silhouette - a dark outline of something; -pattern - a repeated design; can show balance, harmony, movement; -line - a mark made by a pencil, brush or a pointed tool; -thin and thick brushes; -brushstroke - mark made by the paintbrush; -medium - the material a work of art is made of. 	<p>Watercolour painting</p> <ul style="list-style-type: none"> -medium - a material a work of art is made of; -acrylic paint - water-based fast-drying paint; has a thick consistency and can be used onto different surfaces and gives great coverage; -watercolour - transparent and easy to blend paint; usually applied onto paper; -primary colours - they cannot be made of any other colours; three key colours: red, blue and yellow; -secondary colours -formed when mixing equal amount of primary colours: orange, green and purple; -colour mixing - making new colours from existing colours; -tertiary colours - when you combine a primary colour with a secondary colour on a ratio of 2:1 -warm colours - tones of orange and yellow; -cool colours - blue, green, purple -mood- the atmosphere in a painting created through colour; -tint - adding white to a colour; -tone - adding grey to a colour; -shade - adding black to a colour; - hue - a particular degree of light or dark of a colour; -intensity of a colour - brightness of a colour; -value of a colour - given by tints, tones and shades of the colour; -wash of colour - a layer of colour usually applied to a larger area to create a background; -background - part of the picture that forms a setting for the main objects in the painting; -landscape - a painting who depicts natural scenery; -subtle - fine, delicate. -blending - the technique of gently intermingling two or more colours or values to create a gradual transition or to soften lines; -detail - a discreet part/element of a painting. 	<p>Acrylic painting</p> <ul style="list-style-type: none"> -medium - a material a work of art is made of; -acrylic paint - water-based fast-drying paint; has a thick consistency and can be used onto different surfaces and gives great coverage; -primary colours - they cannot be made of any other colours; three key colours: red, blue and yellow; -secondary colours -formed when mixing equal amount of primary colours: orange, green and purple; -colour mixing - making new colours from existing colours; -tertiary colours - when you combine a primary colour with a secondary colour on a ratio of 2:1 -warm colours - tones of orange and yellow; -contrasting colour -cool colours - blue, green, purple -mood- the atmosphere in a painting created through colour; -tint - adding white to a colour; -tone - adding grey to a colour; -shade - adding black to a colour; - hue - a particular degree of light or dark of a colour; -intensity of a colour - brightness of a colour; -value of a colour - given by tints, tones and shades of the colour; -background - part of the picture that forms a setting for the main objects in the painting; -landscape - a painting who depicts natural scenery; -subtle - fine, delicate. -detail - a discreet part/element of a painting; -shape - a flat, enclosed area that has two dimensions: length and width; 	<ul style="list-style-type: none"> -medium - a material a work of art is made of; -acrylic paint - water-based fast-drying paint; has a thick consistency and can be used onto different surfaces and gives great coverage; -warm colours - tones of orange and yellow; -cool colours - blue, green, purple -mood- the atmosphere in a painting created through colour; -tint - adding white to a colour; -tone - adding grey to a colour; -shade - adding black to a colour; - hue - a particular degree of light or dark of a colour; -intensity of a colour - brightness of a colour; -value of a colour - given by tints, tones and shades of the colour; -background - part of the picture that forms a setting for the main objects in the painting; -foreground - part of the painting nearest to the viewer/the main object of observation; -detail - a discreet part/element of a painting; -landscape - a painting who depicts natural scenery; -cityscape - urban landscape; an artistic representation of an aspect of an urban area; <p>Background;</p> <p>-midground;</p> <p>-foreground;</p> 

Sequence of learning	<ol style="list-style-type: none">1. Research and develop ideas: Take inspiration from artists, observe and imitate their style, and then develop ideas in sketchbooks. Look at a range of artwork and artefacts by specific artists, linked to the unit. Children should find out about great artists, researching their life and work, as well as how they inspired other artists.2. Sketchbook experimenting: Children to observe and imitate a piece of work by the artist studied/alternatively, focus on a particular aspect of the work and draw a close up. For support, you may stick mini photos of artists' work into sketchbooks.3. Explore and develop skills and techniques: Experiment with chosen media, colour, materials, etc. and imitate the style of specific artists.4. Master techniques and develop ideas: Apply and use technical skills to plan from observation or imagination (in sketchbook) and then produce a final piece for display.5. Evaluating: Evaluate own and others' work; annotating in sketchbook - stick photographs of final piece in sketchbooks, to go with the evaluation and to support judgements or record evidence on SEESAW.
-----------------------------	---